



PEREG GMBH
PORSCHESTRASSE 12
D-84478 WALDKRAIBURG
TELEFON (0 86 38) 8 41 95
TELEFAX (0 86 38) 8 41 62
E-MAIL pereg@t-online.de
<http://www.pereg.de>

Atitikties deklaracija EN ISO 15883-5 2021

PEREG GmbH valymo indikatoriai su standartizuota taršos medžiaga:

TOSI®, TOSI®-LumCheck and TOSI®-FlexiCheck

TOSI®, TOSI®-LumCheck ir TOSI®-FlexiCheck yra pagrįsti dviejų komponentų kraujo taršos medžiaga, nurodyta EN ISO 15883-5 (A priedo A 1 lentelė), siekiant patikrinti valymo veiksmingumą, kad jis atitiktų reikalavimus (4.2 Apsvarstymai dėl taršos medžiagos).

Standartizuoti PEREG valymo indikatoriai yra sukurti taip, kad būtų galima vizualiai įvertinti ir nebūtina stabdyti plovimo ir dezinfekcijos mašinos ciklo prieš dezinfekavimo ar džiovinimo etapus.

PASTABA: Pagal EN ISO 15883-5 valymo efektyvumo bandymai atliekami kartu su instrumentų įkrova.

PEREG GmbH

Martin Pfeifer
Managing Director

PEREG GMBH
PORSCHESTRASSE 12
D-84478 WALDKRAIBURG
TELEFON (0 86 38) 8 41 00
TELEFAX (0 86 38) 8 41 62

January 2022



PEREG GMBH
PORSCHESTRASSE 12
D-84478 WALDKRAIBURG
TELEFON (0 86 38) 8 41 95
TELEFAX (0 86 38) 8 41 62
E-MAIL pereg@t-online.de
<http://www.pereg.de>

Declaration of conformity EN ISO 15883-5 2021

PEREG GmbH Cleaning Indicators with standardised test soil:

TOSI[®], TOSI[®]-LumCheck and TOSI[®]-FlexiCheck

TOSI[®], TOSI[®]-LumCheck and TOSI[®]-FlexiCheck are based on the two component blood test soil outlined in EN ISO 15883-5 (ANNEX A Table A1) for testing of the cleaning efficacy to meet the requirements (4.2 Test soil considerations).

The standardised PEREG cleaning indicators are produced to enable visual evaluation and it is not necessary to operate the WD without the disinfection or drying stage.

NOTE: According to EN ISO 15883-5 testing of cleaning efficacy is performed including the instrument load.

PEREG GmbH

Martin Pfeifer
Managing Director

PEREG GMBH
PORSCHESTRASSE 12
D-84478 WALDKRAIBURG
TELEFON (0 86 38) 8 41 00
TELEFAX (0 86 38) 8 41 62

January 2022

PEREG GMBH
PORSCHESTRASSE 12
D-84478 WALDKRAIBURG
TELEFON (0 86 38) 8 41 95
TELEFAX (0 86 38) 8 41 62
E-MAIL pereg@t-online.de
<http://www.pereg.de>

**Standartizuota taršos medžiaga, naudojama PEREG plovimo
indikatoriuose:
TOSI, TOSI-Lumcheck ir TOSI-FlexiCheck**

Atitikties deklaracija kraujo taršos medžiagai pagal EN ISO 15883

PEREG GmbH taršos medžiaga, naudojama TOSI, TOSI – LumCheck ir TOSI – FlexiCheck testuose koreliuoja su koaguliotu krauju, aprašytu EN ISO 15883 standarte kaip taršos medžiaga, naudojama chirurginių instrumentų ir lanksčių endoskopų valymo kokybės vertinimui automatinuose dezinfekuojančiuose plautuvuose.

Standartizavimas ir koreliacija gaunami naudojant išgrynintas ir standartizuotas jaučio baltymų frakcijas. Žmogaus kraujo ar reaktyvuoto gyvūnų kraujo tipo koaguliacijai išgauti naudojama dvikomponentė sistema.

Kraujas yra pagrindinė chirurginių instrumentų taršos medžiaga ir pagal EN ISO 15883 yra naudojama kaip taršos medžiaga valymo procedūrų veiksmingumo vertinimui. Kadangi kraujo sudėtis ir savybės nėra pastovios, kritinis faktorius yra atkuriamumas. Standartizuotos taršos medžiagos, koreliuojančios savo savybėmis su koaguliotu žmogaus krauju, naudojimas užtikrina atkuriamumą. Standartizuota taršos medžiaga yra padengiami testo objektai, imituojantys vidinius instrumentų paviršius. Testo objektų nuplovimo kokybę yra lengva įvertinti vizualiai.

TOSI, TOSI – LumCheck ir TOSI – FlexiCheck plovimo indikatoriai yra standartizuoti plovimo kokybės indikatoriai, skirti chirurginių instrumentų plovimo kokybės vertinimui automatinuose dezinfekuojančiuose plautuvuose.

Pered GmbH

Valdkraiburgas, 2015-03-23

Martin Pfeifer /Pereg GmbH antspaudas/
Vykdantysis direktorius
/parašas/

Validation of TOSI[®] Test Object Surgical Instruments

Monitoring of the Cleaning Efficiency of Washer-Disinfectors

Martin Pfeifer, Waldkraiburg, Federal Republic of Germany

Summary

Validation as the proof of intended use is of major importance for any test monitors for all type of Medical Devices. The following describes the validation of the newly introduced TOSI[®] test objects as a useful monitor for the control of the cleaning efficiency relative to blood and blood components in washer-disinfectors. The results show correlation of the TOSI[®] test soil to human blood as well as easy reading and safe interpretation of results through visual inspection of the test objects while compared to a chemical test method. All data proof the achievement of the requested design goals of TOSI[®].

Key words: Cleaning efficiency; Reprocessing of instruments; Test objects; Test soil; Validation; Washer-disinfector;

Introduction

Literature gives a lot of definitions for the term “Validation” starting with the proof of principle of a certain method all way down to the documentation of a process which results in a product with defined and guaranteed quality. There is no doubt about the importance of the proof of principle of a certain technique, however the proof of sense of a product only correlates with the defined quality of such product. As an example, fast food products definitely have a defined quality even though people may have a different opinion about such quality.

As a general definition “Validation” shall be explained as the proof that a certain process fulfils the requirements for its intended use. As a first step this intended use has to be defined either by general public interest or through legal regulations.

In the next steps the intended use of such process shall be defined precisely including all necessary testing procedures and an answer has to be given in respect to the process’ capability meeting the requested requirements.

In the specific case of the development of a monitor for the detection of the cleaning efficiency in washer-disinfectors the following goals had to be achieved: There is general public interest that CSSD provides surgical instruments which are free from any residuals which may cause harm to patients, personnel or any third party, and there is the European Medical Device Directive and its corresponding regulations of each member state like the German Medical Device Law (MPG) and the German Medical Device Operator Regulations (MPBetreibV). The letter was published in June 1998 and went into effect immediately without any transition period. The regulations require that the function of each washer-disinfector has to be tested and reconfirmed prior to use. Future regulations, norms and directives will consider more about the reprocessing of surgical instruments of Medical Devices and its monitoring.

Materials and methods

1. General requirements

There are a lot of different washer-disinfectors available on the market . They are equipped with a number of different programmes consisting of rinsing steps with cold water, cleaning steps followed by rinsing, disinfectioning, rinsing, instrument care steps and drying.

The variety of materials to be reprocessed includes different types of surgical instruments, plastic parts and even glassware. Soil may be multivariable as well. Beside blood and blood components such as fatty tissue, there are i.e. residuals of ointment or stool.

It is clear that such variety of cleaning-disinfection programs, material and soil requires more than the validation of just one process.

This is also the case for the validation of a useful monitor for the control of the cleaning efficiency. TOSI[®] Test Object Surgical Instruments was designed for the monitoring of the cleaning efficiency when reprocessing blood-contaminated surgical instruments in washer-disinfectors. Blood is by far the most frequent contaminant on surgical instruments and is considered to be of high hygienic relevance. In addition blood coagulation and high concentration of proteins result in complex chemical reactions may severely impact the whole reprocessing. Additional test objects and test soils are under development to cover materials and soils other than blood on surgical instruments.

The designated intended use of TOSI[®] is to monitor the cleaning efficiency relative to blood. Critical parameters for the removal of blood during cleaning in a washer-disinfector are mechanical parameters such as water pressure, distribution of water or ultrasonic energy, but also the chemical parameters like the pH-value and the water quality as well as the cleaning temperature.

The “simple” way of just rinsing away blood from instruments may be superposed by conditions which are specific for blood proteins like:

- water solubility of proteins
- denaturation effects
- hydrolysis
- mechanical detaching

Any change of a critical cleaning parameters may impact this sensitive interplay resulting in insufficient cleaning. Some examples are changes of cleaning chemistry or its dosage, of cleaning temperature or time, or any mechanical disturbances caused by a blocked spray system.

In order to control all relevant parameters TOSI[®] combines the features of a test soil correlated to human blood with a specially designed test object. The blood cleaning efficiency is shown visually and immediately after the end cycle.

2. Suitability Test

The first question to be answered concerns the cleaning efficiency of a washing cycle. What causes good, incomplete or bad results and how are they detected?

A highly known cleaning efficiency may be reached with alkaline detergents at a high cleaning temperature. Assuming a long enough cleaning cycle time combined with reliable mechanical performance of the machine there should be efficient cleaning for reprocessing of instruments and TOSI[®] should confirm the result.

Unsatisfactory results may be caused by handling mistake or by an invalid process.

Two protocols were used for suitability testing: The first protocol was the rinsing cycle conducted at a temperature higher than denaturation temperature of blood proteins

with the result of a partial hardening of proteins which could not be dissolved during the following cleaning cycle. The second protocol was an alkaline detergent used at a low temperature and was therefore unable to decompose the fibrin fibres. In addition the general detaching capabilities of blood and the TOSI[®] test soil were compared to confirm TOSI[®]'s correlation with human blood.

Results

1. Correlation with blood

Washer-disinfectors are no useful tool for such study as the spray systems and the resulting distribution of water do not generate homogenous and reproducible cleaning conditions inside the machine. A dipping process in a suitable basin with demineralised water is a much better and more reproducible tool to test the correlation of the TOSI[®] test soil with human blood. Measuring the amount of detached substances online will result in the cleaning kinetics of the test soil and human blood which may then be compared. Fig. 1 shows the correlation between the standardised test soil and human blood in demineralised water at room temperature.

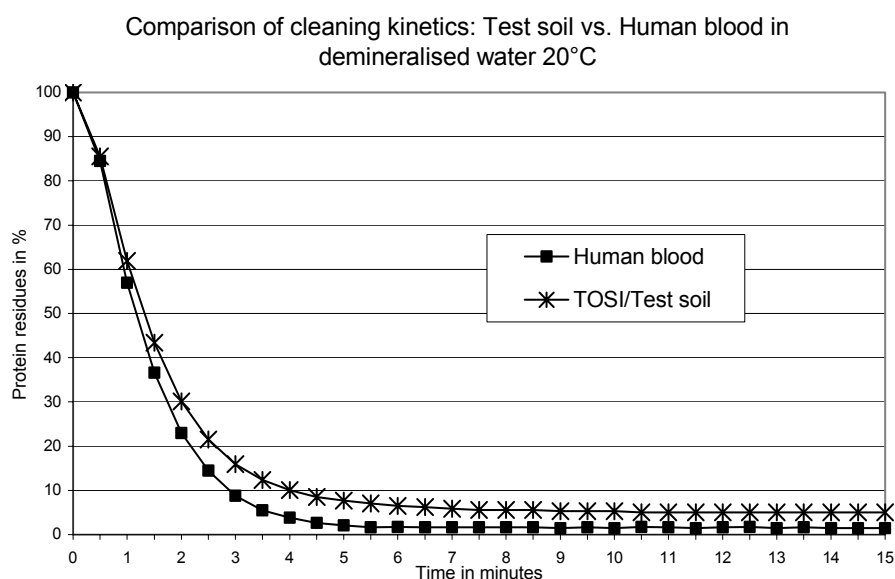


Fig. 1:
Comparison of cleaning kinetics: Test soil vs. Human blood in demineralised water

This correlation study indicates another important conclusion concerning the composition of blood. It is clearly visible that most of the blood proteins are water soluble while only relatively little residuals of water insoluble fibrin fibres remain on the test object. But it also says that a 100% cleaning efficiency may not be achieved with water only, therefore the aid of mechanical cleaning parameters is needed. The standardised TOSI[®] test soil simulates this phenomenon. Corresponding fibrin fibres forming coagulation factors are used in the test soil at a level which is somewhat higher than in coagulated human blood to represent worst case scenario conditions.

2. Reading of Cleaning Efficiency

In addition to the dipping protocol for correlation testing the TOSI® test soil was also examined in a special testing washer-disinfector under various test conditions. All test were conducted in 6 replicates with 3 test objects per cycle.

Test A: Mistake in initial rinsing protocol caused by too high temperature resulting in denaturation of blood proteins.

This trial was simulated by cleaning in demineralised water at 65°C for 10 minutes.

Result: The test soil remained more or less completely on the test object.

Test B: Cleaning with low efficiency caused by mistake in temperature selection.

This trial was simulated in a cleaning programme with 0.5% alkaline detergent in demineralised water at 30°C for 10 minutes.

Result: Fibrin residuals are easily detectable.

Test C: Efficient cleaning with protein hydrolysis.

This trial was simulated in a cleaning programme with 0.5% alkaline detergent in demineralised water at 80°C for 10 minutes.

Result: All test objects show optimal result with no residuals left.

In addition to the visual inspection of the TOSI® test objects the remaining residuals were dissolved in sodium hydroxide and chemically measured in the UV-region of the light spectrum.

Fig. 2 shows the amount of proteins measured with the chemical sodium hydroxide hydrolysis before and after each trial. The graphic shows the average of each of the 18 tests obtained in each trial.

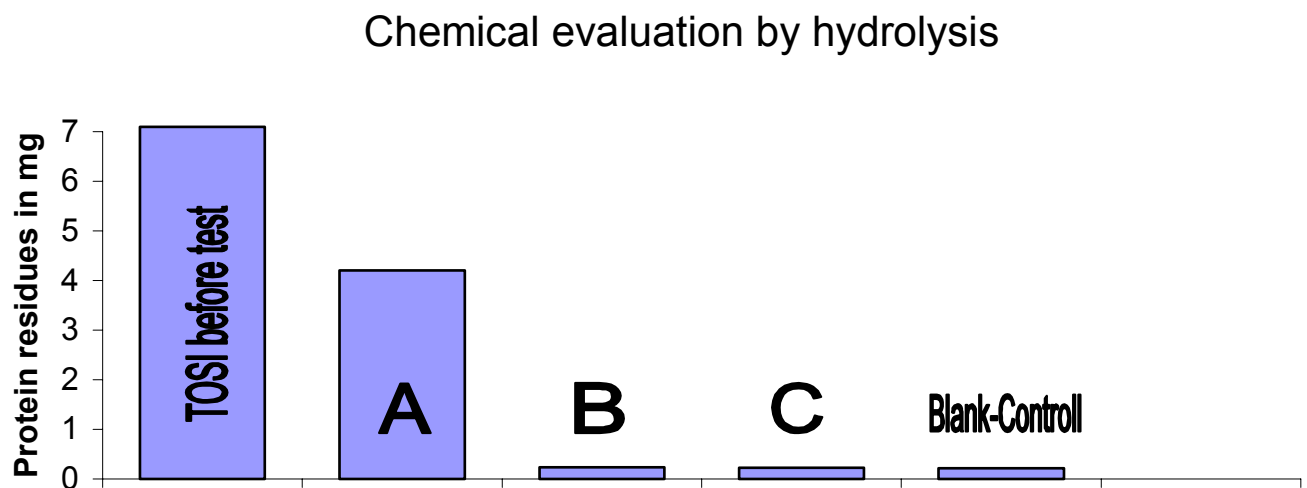


Fig. 2

Fig. 3 shows photographs of the results of the optical evaluation of the test results.
Note: In order to allow for best picture quality the plastic clips of the test objects were removed.

For visual inspection a schedule of 6 (from 0 to 5) is recommended, where 0 stands for an optically clean result while 5 stands for test soil still completely available. Table 1 shows the results of the Tests A, B and C and its classification according to schedule 0-5.

Important note: Within all tests 18 test objects showed the same reading.

	0	1	2	3	4	5
A						X
B			X			
C	X					

Tab. 1

A comparison of the chemical evaluation with the simple visual inspection shows very good correlation. Visual inspection of test objects is considered to be a valuable detection system mainly knowing that protein residuals may be visually detected at low μg -levels already. The more complicated chemical determination has the disadvantage that smaller amounts of proteins like shown in trial B may interfere with high background measures caused by residuals of the cleaning detergent.

Discussion

The TOSI[®] test soil correlates with human blood and is therefore a safe monitor to control the complex cleaning process of blood contaminated surgical instruments. Handling mistakes or parameters causing insufficient cleaning of blood are safely detected.

TOSI[®] is not intended to be a monitor to detect mistakes which may happen during disinfectioning process and drying cycles of the washer disinfectors.

TOSI[®] is generally intended to monitor the cleaning efficiency of the cleaning process, therefore mistakes combine of a very strong process parameter may balance a weaker process parameter.

At present TOSI[®] test objects are intended for the monitoring of the cleaning efficiency during the reprocessing of blood contaminated standard surgical instruments. Other test objects for the monitoring of the cleaning efficiency of complex instruments (i.e. MIS-instruments) and other soils are under development.




Fig. 3